

## STAINES PLANT TRAILER WITH FOLD OVER RAMPS

Our Staines fold over ramp Plant trailer is manufactured using a heavy duty chassis and a sturdy drawbar with 38mm treated timber floor as standard. This dual purpose ramp allows you to track up various types of machinery due to the ramp being full width of the trailer, whilst also allowing you to use the ramp as a bale wedge when its folded up, extending the flat bed of your trailer by 5ft. Available in tandem and tri-axle.



### STANDARD PLANT TRAILER SPECIFICATION

<b>Carrying Capacity:</b>	22,000 kg - Tandem 32,000 kg - Tri	<b>Tyres:</b>	Mini super singles 445/45 R19.5
<b>Floor Type:</b>	38mm treated timber floor	<b>Braking:</b>	Hydraulic braking system
<b>Trailer Chassis:</b>	250 x 150 x 8mm RHS	<b>Paint:</b>	Twin pack, high gloss polyurethane paint
<b>Axles:</b>	Commercial 10 stud axles c/w 420x180mm brakes	<b>Fixtures:</b>	<ul style="list-style-type: none"> <li>- Front fixed headboard</li> <li>- Under run bar &amp; lockable toolboxes</li> <li>- 3T ring hitch</li> <li>- Rope hooks</li> <li>- Rear wheel mudflaps</li> <li>- Ratchet commercial parking brake</li> <li>- Parallel flanged channel side rails</li> </ul>
<b>Suspension:</b>	Commercial parabolic mono leaf		
<b>Lighting:</b>	<ul style="list-style-type: none"> <li>- Fully road legal LED lighting kit</li> <li>- Rear stop/tail/indicator and flashing light</li> <li>- Front and side marker lights</li> <li>- Number plate lamp and holder</li> </ul>		

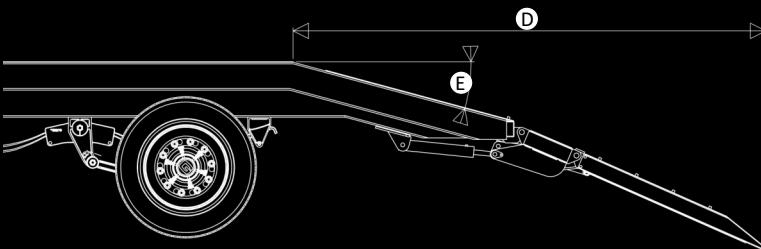
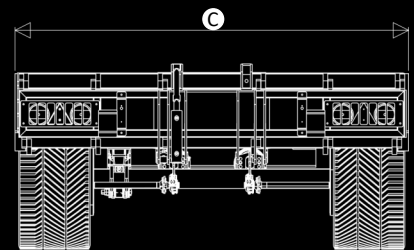
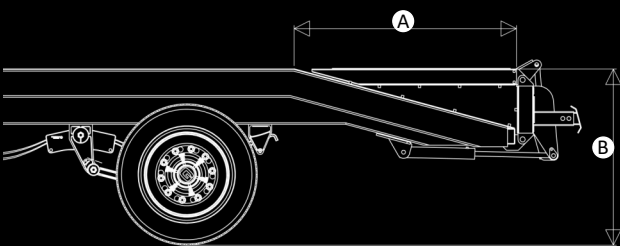
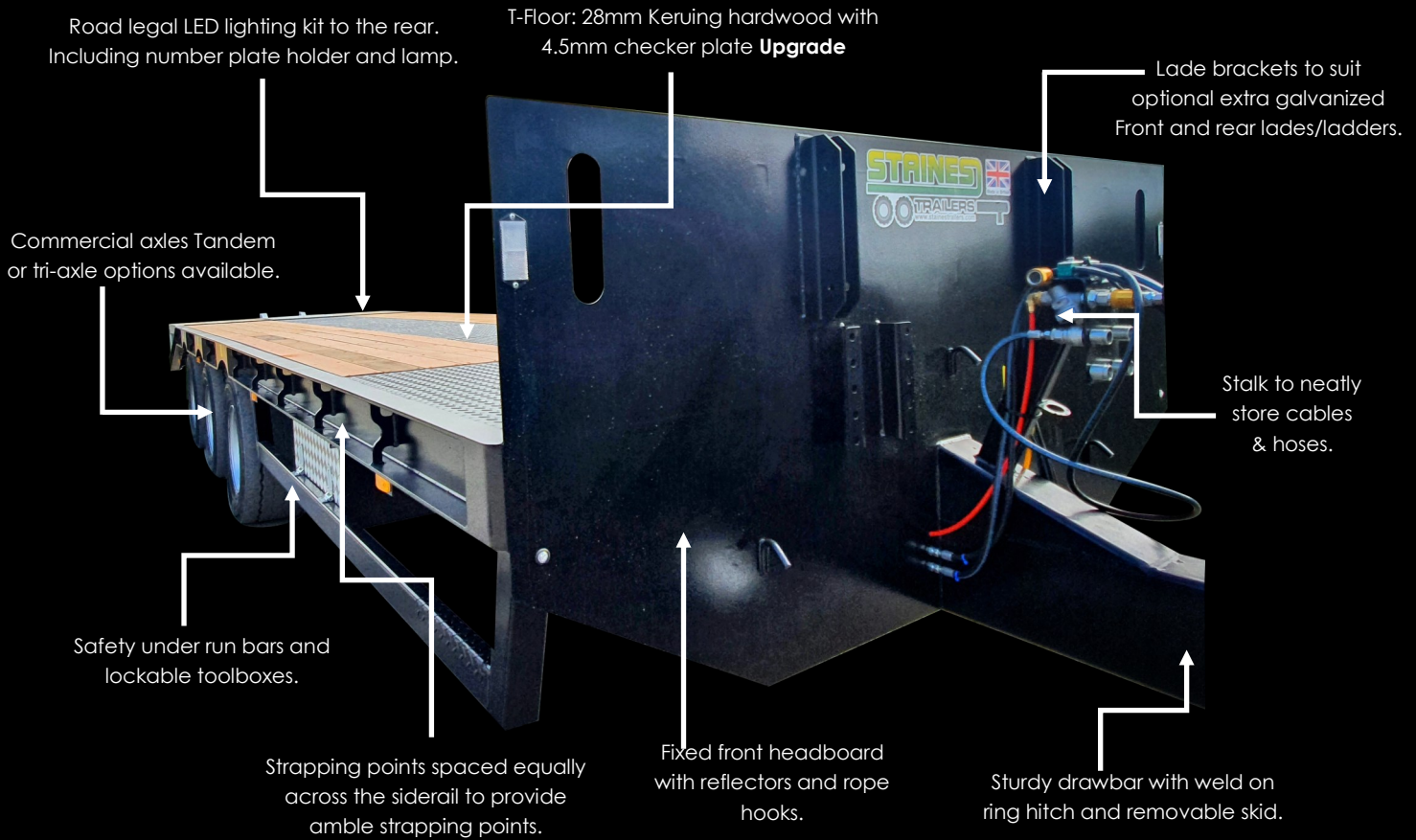
### FOLD OVER RAMP SPECIFICATION

<b>Tracking max weight:</b>	4 ton	<b>Hydraulic Cylinders:</b>	Double acting chrome plated cylinders
<b>Material finish:</b>	Galvanized box section framework with 4.5mm checker plate to the top face of the ramp. Hardwood and checker plate T-floor effect to match your trailer bed to the bottom. Other options available.	<b>Benefits:</b>	The dual purpose ramp allows you to track up machinery of different widths, but also to be used as a bale wedge to extend your floor bed length.

### OPTIONAL EXTRAS / UPGRADES

- ✓ Keruing Hardwood and checker plate (T-Floor)
- ✓ Sprung drawbar
- ✓ 4.5mm pressed checker plate flooring
- ✓ Swivel hitch or K80 ball hitch
- ✓ Air & Hydraulic brakes (load sensing air only)
- ✓ Fitted rear flashing light
- ✓ Galvanised front lades/ladders
- ✓ Hydraulic load sensing valve
- ✓ Lashing links in the floor bed
- ✓ Outriggers

## STAINES PLANT TRAILER WITH FOLD OVER RAMPS



<b>Fold Over Ramp</b>	<b>Ref</b>	
Flat bed extension	A	1440mm
Bed Height	B	1140mm
Ramp Overall Width	C	2550mm
Folded overall Length	D	3060mm
Tracking angle	E	15deg